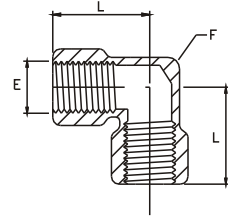
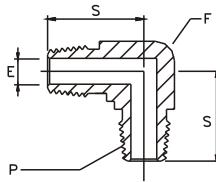


HEX COUPLING

FEMALE NPT SIZE P	BASIC ORDERING NUMBER	A	MIN OPENING E	HEX FLAT H
1/8	-2-WHC	.81	.34	9/16
1/4	-4-WHC	1.19	.45	3/4
3/8	-6-WHC	1.31	.59	7/8
1/2	-8-WHC	1.56	.73	1-1/16
3/4	-12-WHC	1.62	.94	1-5/16
1	-16-WHC	2.00	1.17	1-5/8

HEX REDUCING COUPLING

FEMALE NPT SIZE P	FEMALE NPT SIZE P1	BASIC ORDERING NUMBER	A	MIN OPENING E	HEX FLAT H
1/4	1/8	-4-WHRC-2	1.22	.34	3/4
3/8	1/4	-6-WHRC-4	1.94	.45	7/8
1/2	1/8	-8-WHRC-2	1.56	.34	1-1/16
1/2	1/4	-8-WHRC-4	1.75	.45	1-1/16
1/2	3/8	-8-WHRC-6	1.78	.59	1-1/16
3/4	1/4	-12-WHR-4	1.81	.45	1-5/16
3/4	1/2	-12-WHRC-8	2.06	.73	1-5/16
1	1/2	-16-WHRC-8	2.19	.73	1-5/8
1	3/4	-16-WHRC-12	2.25	.94	1-5/8

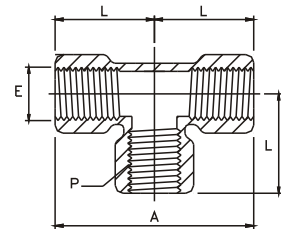
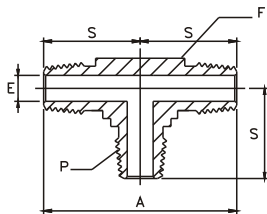


MALE ELBOW

MALE NPT SIZE P	BASIC ORDERING NUMBER	MIN OPENING E	WRENCH FLAT F	S
1/8	-2-WPME	.19	7/16	.88
1/4	-4-WPME	.28	9/16	1.05
3/8	-6-WPME	.38	11/16	1.17
1/2	-8-WPME	.47	7/8	1.45

FEMALE ELBOW

FEMALE NPT SIZE P	BASIC ORDERING NUMBER	MIN OPENING E	WRENCH FLAT F	L
1/8	-2-WPE	.34	9/16	1.04
1/4	-4-WPE	.45	3/4	1.17
3/8	-6-WPE	.59	7/8	1.42
1/2	-8-WPE	.73	1 1/16	1.56
3/4	-12-WPE	.94	1 5/16	1.92
1	-16-WPE	1.17	1 1/2	1.91



MALE TEE

MALE NPT SIZE P	BASIC ORDERING NUMBER	A	MIN OPENING E	WRENCH FLAT F	S
1/8	-2-WMT	1.76	.19	7/16	.88
1/4	-4-WMT	2.10	.28	9/16	1.05
3/8	-6-WMT	2.34	.38	11/16	1.14
1/2	-8-WMT	2.90	.47	7/8	1.45

FEMALE TEE

FEMALE NPT SIZE P	BASIC ORDERING NUMBER	A	MIN OPENING E	WRENCH FLAT F	L
1/8	-2-WFT	2.08	.34	9/16	1.04
1/4	-4-WFT	2.34	.45	3/4	1.17
3/8	-6-WFT	2.84	.59	7/8	1.42
1/2	-8-WFT	3.12	.73	1-1/16	1.56
3/4	-12-WFT	3.84	.94	1-5/16	1.92
1	-16-WFT	3.82	1.17	1-1/2	1.91

All dimensions are for reference purpose only & subject to change.